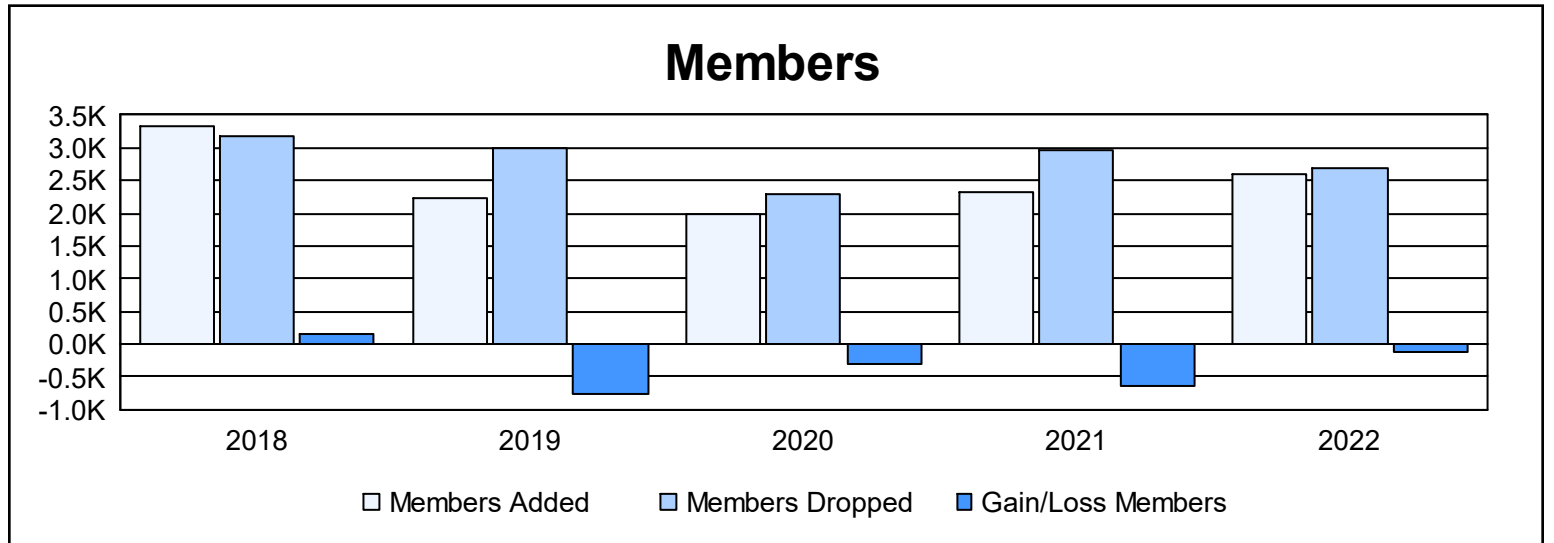
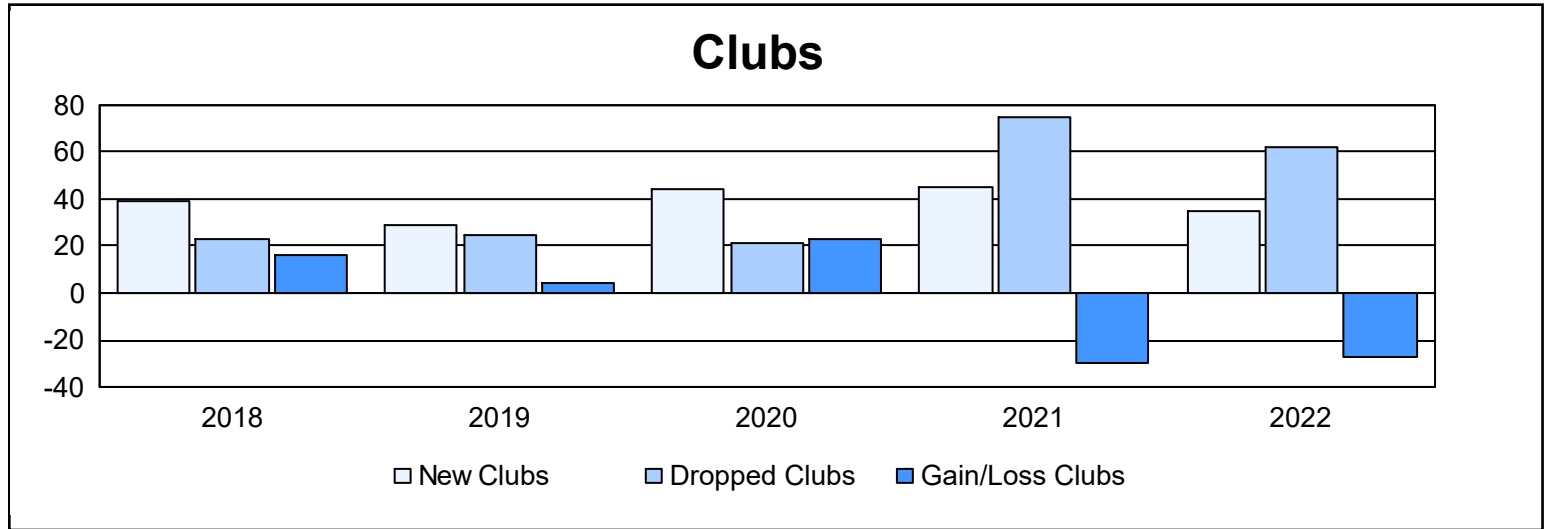


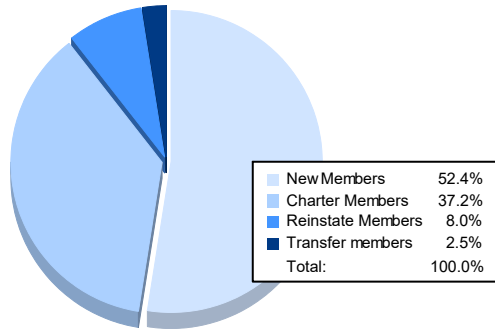
**Multiple District B**

As of June 2022 Cumulative

Year	New Clubs	Dropped Clubs	Gain/ Loss Clubs	New Members	Charter Members	Reinstate Members	Transfer Members	Total Member Added	Total Members Dropped	Gain/ Loss Members
2017-2018	39	23	16	2,003	1,010	224	98	3,335	3,181	154
2018-2019	29	25	4	1,310	750	123	46	2,229	2,997	-768
2019-2020	44	21	23	1,099	683	153	65	2,000	2,291	-291
2020-2021	45	75	-30	1,167	897	206	63	2,333	2,976	-643
2021-2022	35	62	-27	1,357	964	206	64	2,591	2,697	-106
<b>Average</b>	<b>38</b>	<b>41</b>	<b>-3</b>	<b>1,387</b>	<b>861</b>	<b>182</b>	<b>67</b>	<b>2,498</b>	<b>2,828</b>	<b>-331</b>



### Membership Composition June 2022 Cumulative



### Gender Composition June 2022 Cumulative

